

**P**

**Paulmann**



**URail light rail system**  
for LED spots and pendant luminaires



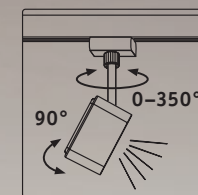




## URail: Your ideas, your light, your system

Distribute spot and pendant lights throughout your home with a URail light rail

Lighting is more than just physics. Well-planned and cleverly used, it can brighten your entire home. It not only improves the feeling of well-being in your home, it also makes everyday life that much easier. The URail system from Paulmann is ideal for this purpose. Be it pendant luminaires for your dining table, spots for pictures and shelves or panels for entire rooms: The flexible rail system offers a selection of over 100 different high-quality spotlights, panels and pendants in a range of designs, materials and colours. You are guaranteed to find the right luminaires for your interior style.



All spots can be swivelled and rotated







## URail Spots

Dimmable spots with non-replaceable LED



**Spot Dipper**  
incl. 2x8W  
2x652 lm, 2.700 K  
↘ 83°  
230V  
⌀170 ⇄375 ⌀26 mm

CM 954.69

**Spot Sabik**  
incl. 1x9 / 1x4W  
800 + 390 lm, 2.700 K  
230V  
⌀225 ⌀117 ⌀62 mm

CM 949.79

**Spot Arena**  
incl. 1x15W  
1.180 lm, 2.700 K  
↘ 84°  
230V  
⌀191 ⇄123 ⌀78 mm

CM 954.46

W 954.47

**Spot Aldan**  
incl. 1x9W  
820 lm, 2.700 K  
↘ 65°  
230V  
⌀170 ⌀98 mm

CM 955.19

W 953.95



**Spot Cube**  
incl. 1x8W  
770 lm, 2.700 K  
↘ 65°  
230V  
⌀165 ⇄77 ⌀47 mm

CM 955.10

W 955.11

**Spot Capsule II**  
incl. 1x6W  
420 lm, 2.700 K  
↘ 30°  
230V  
⌀210 ⇄80 ⌀80 mm

CM 954.55

W 954.56

**Spot Double Pellet**  
incl. 2x6,7W  
2x294 lm, 2.700 K  
↘ 40°  
230V  
⌀180 ⇄190 ⌀40 mm

CM 954.71

**Spot Pellet**  
incl. 1x6,7W  
294 lm, 2.700 K  
↘ 40°  
230V  
⌀180 ⇄80 ⌀40 mm

CM 954.73

W 954.74



**Spot Discus**  
incl. 1x5W  
440 lm, 2.700 K  
↘ 45°  
230V  
⌀215 ⇄29 ⌀95 mm

CM 968.91

**Spot Pane**  
incl. 1x7,4W  
400 lm, 2.700 K  
↘ 45°  
230V  
⌀197 ⇄86 ⌀75 mm

CM 953.73

**Spot Pane**  
incl. 1x7,4W  
400 lm, 2.700 K  
↘ 45°  
230V  
⌀197 ⇄86 ⌀75 mm

CM 953.74

**Spot Sphere**  
incl. 1x7,4W  
500 lm, 2.700 K  
↘ 72°  
230V  
⌀183 ⇄119,8 ⌀32 mm

CM 969.36

W 969.37

## URail spots (non-dimmable)

Spots with non-replaceable LED



**Spot Shine**  
incl. 1x5W  
225 lm, 2.700 K  
↘ 75°  
230V  
⌀180 ⇄59 ⌀90 mm

CM 952.73

W 952.83

**Spot Circle**  
incl. 1x5W  
308 lm, 2.700 K  
↘ 90°  
230V  
⌀147 ⇄98 ⌀50 mm

CM 952.71

W 952.72

**Spot Pedal**  
incl. 1x5W  
395 lm, 2.700 K  
↘ 100°  
230V  
⌀175 ⇄50 ⌀48 mm

CM 952.69

W 952.70

**Spot Hemi**  
incl. 1x5W  
530 lm, 3.000 K  
230V  
⌀170 ⇄100 ⌀56 mm

CM 955.08

W 955.09

**Spot Tubo**  
incl. 1x5W  
415 lm, 3.000 K  
230V  
⌀196 ⇄42 ⌀105 mm

CM 955.06

W 955.07

## URail Spots without lamps

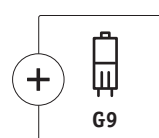
Choose your own lamp!



Spot Cone	Spot Pipe	Spot Pure I	Spot Pure II	Spot Cover	Spot Barelli
max. 10W, GU10 230V ⌀180 ⌀85 ⌀90 mm	max. 10W, GU10 230V ⌀150 ⌀65 ⌀100 mm	max. 10W, GU10 230V ⌀110 ⌀58 ⌀66 mm	max. 10W, GU10 230V ⌀110 ⌀58 ⌀66 mm	max. 10W, GU10 230V ⌀140 ⌀58 ⌀90 mm	max. 10W, GU10 230V ⌀138 ⌀68 ⌀35 mm
<b>CM</b> 976.13	<b>CM</b> 976.12	<b>CM</b> 953.29	<b>CM</b> 953.31	<b>CM</b> 953.35	<b>CM</b> 954.61
<b>W</b> 953.62	<b>W</b> 953.63	<b>W</b> 953.30	<b>W</b> 953.33	<b>W</b> 953.36	



Perfect match



Spot Blossom	Spot Blossom	Spot Blossom
max. 10W, G9 230V ⌀128 ⌀74 ⌀115 mm	max. 10W, G9 230V ⌀128 ⌀74 ⌀115 mm	max. 10W, G9 230V ⌀128 ⌀74 ⌀115 mm
<b>CM</b> 953.37	<b>CM</b> 953.38	<b>CM</b> 953.39
<b>W</b> 953.42	<b>W</b> 953.43	<b>W</b> 953.44



Perfect match



## LED panel (non-dimmable)

Planar light – right where you need it!

The innovative URail LED panels emit low-glare planar light, which is all the rage right now. They can be installed both on the wall and on the ceiling. And they provide the same sort of light as you would expect from a small window.

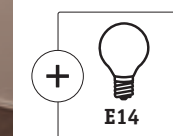


Panel Loop
incl. 1x7 W 812 lm, 2.700 K 230V ⌀35 ⌀380 ⌀110 mm
<b>CM</b> 953.19
<b>W</b> 953.20




## Ceiling luminaires

Choose your own lamp!



Ceiling Globe Small
max. 10W, E14 230V ⌀320 ⌀200 mm
<b>CM</b> 976.02




Ceiling Socket
max. 20W, E27 230V ⌀96 ⌀55 mm
<b>CM</b> 949.73
<b>W</b> 949.74



Perfect match

With non-replaceable LED – dimmable

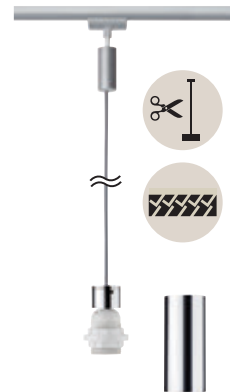
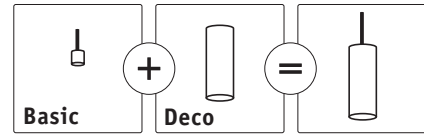


Topa
incl. 1x5,2W 400lm, 2.700 K 230V ⌀73 ⌀80 ⌀80 mm
<b>CM</b> 955.02



## 2Easy pendant luminaires

Simply add a lamp to the basic pendant and select your favourite shade to match.




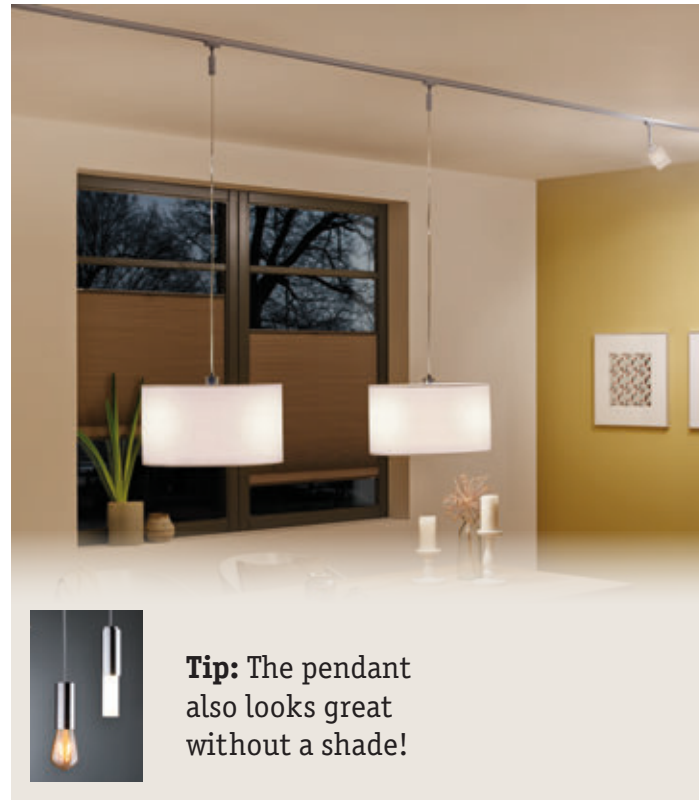
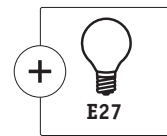
### 2Easy Basic Pendulum

max. 20W, E27  
230V  
∅150 cm

CM 954.36

W 954.37

B 969.19



**Tip:** The pendant also looks great without a shade!



## Shades made of high-quality fabric ...



### Tessa

max. 50W  
∅260 ∅454 mm

953.66

White Fabric



### Tessa

max. 50W  
∅260 ∅454 mm

954.66

Cream Fabric



### Tessa

max. 50W  
∅260 ∅454 mm

954.65

Light grey Fabric



### 2Easy Diffusor

max. 20W  
∅454 mm

954.92

Satin Plastic

## elegant metal ...



### Shade Pom

max. 20W  
∅240 ∅350 mm

954.38

Matt white Metal



### Shade Pirm

max. 20W  
∅230 ∅280 mm

954.40

Grey matt Metal




### Shade Pien

max. 20W  
∅230 ∅250 mm

954.42

Beige matt Metal

## ... or unique glass.



### Vento

max. 50W  
∅280 ∅170 mm

953.51

Clear Glass




### Vento

max. 50W  
∅280 ∅170 mm

953.54

Opal Glass



### Drio

max. 50W  
∅280 ∅152 mm

953.52

Smoke glass Glass



### Livo

max. 50W  
∅280 ∅75 mm

998.42

Opal Glass



### 2Easy Alari

max. 20W  
∅300 mm

954.45

Satin/Clear Glass



### 2Easy Alari


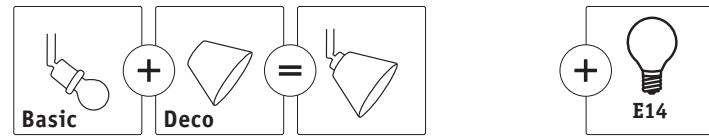
max. 20W  
∅300 mm

954.44

Opal Glass

## DecoSystems LED spots/pendant luminaires

Simply equip the spot with a lamp and choose a shade you like.



**Basic-Spot**  
max. 20W, E14  
230V  
∅163 ∅44mm

**CM** 969.68  
**W** 969.67

**Basic-Pendulum**  
max. 20W, E14  
230V  
∅135 cm ∅44mm

**CM** 969.69  
**W** 969.71



## Stunning glass shades ...



**Wolbi**  
max. 50W  
∅80 ∅90mm  
**600.11**  
Dichroic Glass

**Vento**  
max. 50W  
∅95 ∅80mm  
**953.59**  
Smoke glass Glass

**Twice**  
max. 50W  
∅70 ∅100mm  
**701.74**  
Clear/Opaque Glass

**Vento**  
max. 50W  
∅95 ∅80mm  
**953.58**  
Satin Glass

**Wolbi**  
max. 50W  
∅70 ∅90mm  
**600.55**  
Opal Glass



**Quad**  
max. 50W  
∅80 ∅75mm  
**600.15**  
White Glass

**Kegi**  
max. 50W  
∅80 ∅110mm  
**600.12**  
White Glass

**Wolbi**  
max. 50W  
∅80 ∅90mm  
**600.07**  
White Glass

**Zyli**  
max. 50W  
∅80 ∅70mm  
**600.04**  
White Glass

## ... and lightweight fabric shades



**Tessa**  
max. 50W  
∅152 ∅255mm  
**603.26**  
White Fabric

**Tessa**  
max. 50W  
∅152 ∅255mm  
**603.52**  
Light grey Fabric

**Tessa**  
max. 50W  
∅152 ∅255mm  
**603.51**  
Cream Fabric



**Tessa**  
max. 50W  
∅152 ∅255mm  
**603.50**  
Caramel Fabric

**Tessa**  
max. 50W  
∅152 ∅255mm  
**603.49**  
Dark brown Fabric

**DecoSystems Diffusor**  
max. 20W  
∅1,5 ∅255mm  
**954.93**  
Satin Plastic

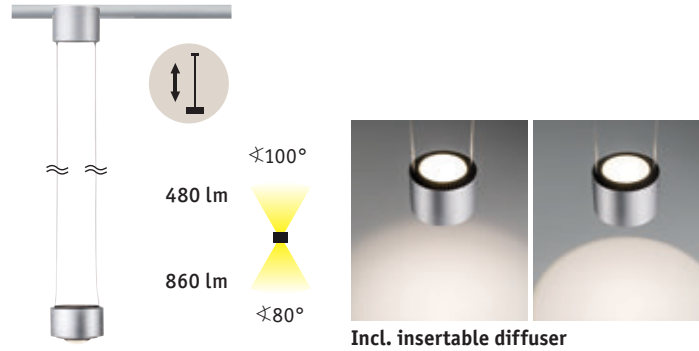




## LED complete pendant

LED included – the perfect lighting for your coffee table or dining table.

The pendants can be shortened.



### Pendulum Aldan

incl. 1x8,5 / 1x4,5W  
860 + 480 lm,  
2.700 K  
230V  
∅85 mm ∅20-150 cm  
∅98 mm

CM 955.20

W 949.71



### LED Pendulum Barrel

incl. 1x6 W  
370 lm, 2.700 K  
 $\le 106^\circ$ , 139 cd  
230V  
∅135 cm ∅85 mm

CM 951.77

### Pendulum Capsule II

incl. 1x6 W  
420 lm, 2.700 K  
230V  
∅130 cm ∅87 mm

CM 954.57

W 954.58

## Pendant luminaires

Without lamp, can be shortened

Choose your own lamp!



### Arido II

incl. 1x5 W, GU10  
560 lm, 2.700 K  
230V  
∅200 mm ∅158 cm  
∅110 mm

CM 949.98

### Catalejo

max. 10W, GU10  
230V  
∅383 mm ∅160 cm  
∅65 mm

CM 969.58

W 968.17

### Pendulum Sarrasani

max. 20W, E14  
230V  
∅140 cm ∅140 mm

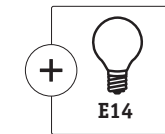
CM 969.75

### Pendulum Sarrasani

max. 20W, E14  
230V  
∅140 cm ∅140 mm

CM 969.72

W 969.73



## Pendant accessories



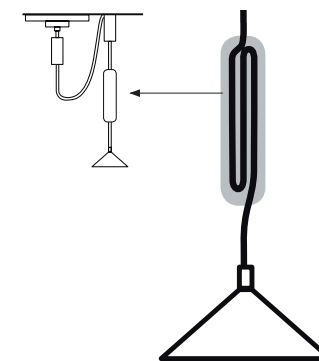
### Pendant Adapter

∅135 ∅26 mm

974.74

Pendant adapters for shortening without cutting.

The pendant cable is wound up inside the adapter (max. 1 m)



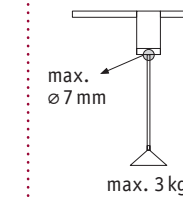
### Universal Pendant Adapter

230V  
∅106 ∅62 mm

CM 954.94

W 954.95

B 955.53



For the integration of pendants without a URail connection.



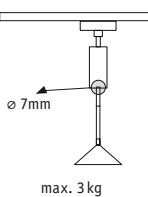
### Universal Pendant Adapter

230V  
∅100 ∅27 mm

CM 955.51

W 955.52

B 969.14



For the integration of pendants without a URail connection.



URail black matt

Many spots available in two different light colours:  
 ● warm white (2,700 K / 3,000 K) or ○ neutral white (4,000 K)

## URail Spots

Dimmable spots with non-replaceable LED

<b>Spot Arena</b> incl. 1x14W 1.050lm, 2.700 K ∠ 82° 230V ∅191 ∅123 ∅78mm <b>B 969.24</b>	<b>Spot Arena</b> incl. 1x14W 1.100lm, 4.000 K ∠ 82° 230V ∅191 ∅123 ∅78mm <b>B 969.42</b>	<b>Spot Cube</b> incl. 1x8W 770lm, 2.700 K ∠ 65° 230V ∅165 ∅77 ∅47mm <b>B 969.23</b>	<b>Spot Cube</b> incl. 1x8W 770lm, 4.000 K ∠ 65° 230V ∅165 ∅77 ∅47mm <b>B 969.41</b>	<b>Pendulum Aldan</b> incl. 1x8,5 / 1x4,5W 880 + 480lm, 2.700 K 230V ∅85mm ∅20-150cm ∅98mm <b>B 949.72</b>
---	---	--	--	--

<b>Spot Circle</b> incl. 1x5W 355lm, 2.700 K ∠ 90° 230V ∅147 ∅98 ∅50mm <b>B 969.15</b>	<b>Spot Circle</b> incl. 1x5W 425lm, 4.000 K ∠ 90° 230V ∅147 ∅98 ∅50mm <b>B 969.39</b>	<b>Spot Aldan</b> incl. 1x9W 820lm, 2.700 K ∠ 65° 230V ∅170 ∅98mm <b>B 969.27</b>	<b>Spot Discus</b> incl. 1x5W 440lm, 2.700 K ∠ 45° 230V ∅215 ∅29 ∅95mm <b>B 969.22</b>	<b>Spot Sphere</b> incl. 1x7,4W 500lm, 2.700 K 230V ∅183 ∅119,8 ∅32mm <b>B 969.38</b>
--	--	---	--	--

## URail Spots (non-dimmable)

Includes non-replaceable LED



<b>Spot Tubo</b> incl. 1x4,5W 500lm, 3.000 K 230V ∅186 ∅42 ∅105mm <b>B 969.17</b>	<b>Spot Tubo</b> incl. 1x4,5W 540lm, 4.000 K 230V ∅196 ∅42 ∅105mm <b>B 969.40</b>	<b>Panel Loop</b> incl. 1x7W 812lm, 2.700 K 230V ∅35 ∅380 ∅110mm <b>B 969.20</b>
--	--	---

## URail Spots without lamps

Choose your own lamp!

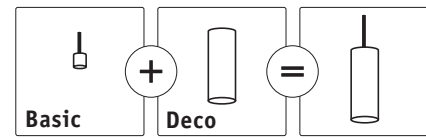
<b>Spot Tube</b> max. 10W, GU10 230V ∅112 ∅65mm <b>B 969.18</b>	<b>Spot Blossom</b> max. 10W, G9 230V ∅112 ∅65mm <b>B 969.66</b>	<b>Spot Blossom</b> max. 10W, G9 230V ∅112 ∅65mm <b>B 969.67</b>
<b>Cataleyo</b> max. 10W, GU10 230V ∅383mm ∅160cm ∅65mm <b>B 968.18</b>	<b>Pendulum Sarrasani</b> max. 20W, E14 230V ∅140cm ∅140mm <b>B 969.76</b>	<b>Pendulum Sarrasani</b> max. 20W, E14 230V ∅140cm ∅140mm <b>B 969.74</b>
<b>Ceiling Socket</b> max. 20W, E27 230V ∅96 ∅55mm <b>B 949.75</b>		

<b>Spot Cone</b> max. 10W, GU10 230V ∅180 ∅85 ∅90mm <b>B 969.25</b>	<b>Spot Cover</b> max. 10W, GU10 230V ∅140 ∅58 ∅90mm <b>B 969.26</b>	<b>Spot Pure II</b> max. 10W, GU10 230V ∅151 ∅58 ∅66mm <b>B 969.11</b>
---	--	--



## 2Easy Pendant Luminaires

Simply add a lamp to the basic pendant and select your favourite shade to match.

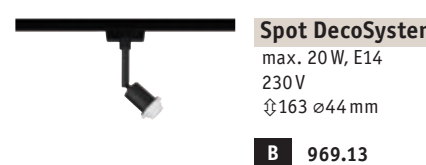
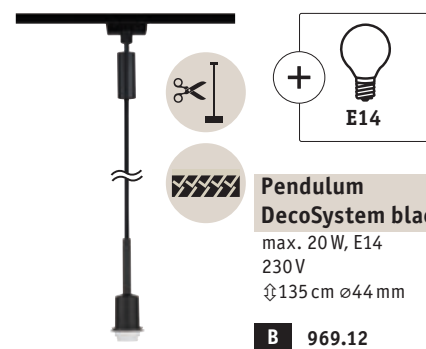
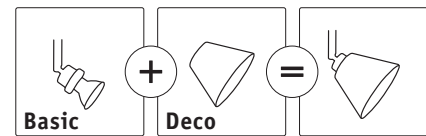


Find for your perfect shade on pages 8–9.



## DecoSystems LED Spots/Pendants

Select a matching lamp and your favourite shade.




Find your perfect shade on pages 10–11



## Starter Sets with 3 Spots

Get started now and get creative! Includes power infeed, 1 m rail, connector and three spots without lamps



**Starter Set Barelli**  
max. 3×10 W, GU10  
230 V  
⇄1,2 m  
**CM** 954.59




**Starter Set Cover**  
max. 3×10 W, GU10  
230 V  
⇄1,2 m  
**CM** 954.62



**Starter Set Pure II**  
max. 3×10 W, GU10  
230 V  
⇄1,2 m  
**CM** 954.63


## Starter Sets

Suitable for all pendants and spots. Includes flexible power infeed, 3x 1 m rail and two connectors

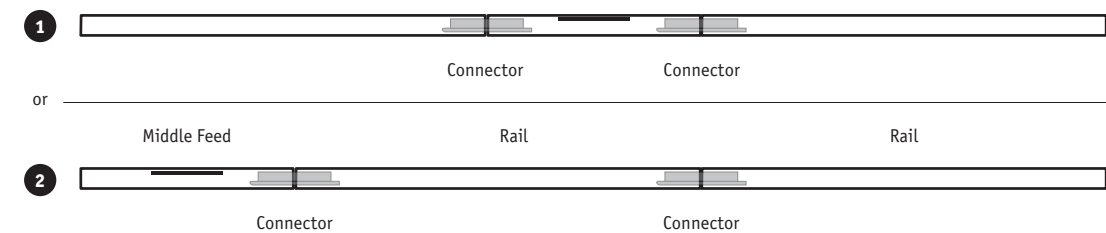


**URail Basicsystem**  
max. 1.000 W  
230 V  
⇄3,1 m  
**CM** 950.16

Suitable for all pendants and spots. Includes centre infeed, 2x 1 m rail and two connectors



**URail Basic Set**  
max. 1.000 W  
230 V  
⇄2,3 m  
**CM** 969.43  
**W** 969.44  
**B** 969.45





## URail Planning Aid

The simple approach to your personal rail system

**Have you chosen your luminaires?** Then use this planning guide. You can add your chosen URail products to the easy-to-use **shopping list on page 22/23**. On page 23, you will find a grid where you can plan your individual rail sections.

### Step 1: Choose rails

**1 Track**  
max. 1000W, 230V  
∅18 ∅18mm

∅0,1 m	∅0,5 m	∅1 m	∅2 m
CM 950.86	CM 968.54	CM 968.33	CM 968.34
W 954.98	W 976.82	W 976.83	W 976.84
B 969.02	B 969.03	B 969.04	B 969.05

---

**2 Universal Endcap**  
∅18 ∅13 ∅21 mm

CM 954.96  
W 954.97  
B 969.61

**3 Safety Cover strip**  
∅10 mm ∅0,68 m

W 951.26  
B 954.15

---

**4 Suspension 105 mm**  
∅105 ∅23 mm

CM 975.99  
W 976.88

**Suspension 125/250 mm**  
∅125/250 ∅18 mm

951.49

**Suspension Cable 2000 mm**  
∅2000 ∅18 mm

951.50

### Step 2: Choose a centre, end or cable power infeed ...

The power infeed is placed on your 230V power outlet.

From here you can either lay your rails in one direction with a terminal feed, or in two directions with a centre feed.

**5 Middle/terminal feed**  
max. 1.000W  
230V  
∅27 ∅205 ∅45 mm

CM 968.85  
W 968.86

**6 Terminal feed**  
max. 1.000W  
230V  
∅18 ∅161 ∅18 mm

CM 976.55  
W 976.85  
B 969.60

**7 Middle-Feed**  
max. 1.000/1.000W  
230V  
∅18 ∅304 ∅18 mm

CM 977.65  
W 977.66  
B 969.21

**URail centre power infeed**  
3-/4-/5-wire, individually switchable.  
In an unobtrusive rail format.

**6 Middle/terminal feed**  
max. 1.000W  
230V

CM 968.31  
W 976.79  
B 969.16

**9 Middle/terminal feed**  
max. 1.000W  
230V

CM 954.16  
W 954.17  
B 954.18

Suitable for suspended rail systems

### ... and choose a connector

This product lets you connect the rails to the infeed and to other rails.

**10 Flex Connector II**  
max. 1000W  
∅18 ∅227 ∅18 mm

CM 953.25  
W 953.26  
B 969.10

**13 L-Connector**  
∅18 ∅62 ∅62 mm

CM 976.48  
W 976.49  
B 969.06

**16 Power isolating link**  
∅18 ∅70 ∅18 mm

951.40

---

**11 Maxiflex Connector**  
max. 1000W  
∅18 ∅440 ∅18 mm

CM 953.27  
W 953.28

**14 T-Connector**  
∅18 ∅104 ∅62 mm

CM 976.56  
W 976.86  
B 969.07

**17 Angle Connector**  
∅18 ∅157 ∅36 mm

CM 969.64  
W 969.65  
B 969.09

---

**12 Line Connector**  
∅15 ∅70 ∅11 mm

951.36

**15 X-Connector**  
∅18 ∅104 ∅104 mm

CM 976.57  
W 976.87  
B 969.08

## Illuminated LED connectors

Dimmable, non-replaceable LED

**LED End Cap**  
incl. 1x5,8W  
501 lm, 2.700 K  
∠ 80°  
230V  
∅27 ∅141 ∅57 mm

CM 954.79  
W 954.80


**LED Line Connector**  
incl. 1x5,8W  
501 lm, 2.700 K  
∠ 80°  
230V  
∅27 ∅189 ∅57 mm

CM 954.77  
W 954.78

**LED L-Connector**  
incl. 1x5,8W  
501 lm, 2.700 K  
∠ 80°  
230V  
∅27 ∅141 ∅141 mm

CM 954.85  
W 954.86





## Smart control



### Zigbee Middle/End feed

max. 300 W  
230 V  
↑48 ⇄227 ↻196 mm

**CM** 501.20  
**W** 501.21  
**B** 968.19

For switching and dimming downstream rail sections in Smart Home systems. The rail switch is installed between two rails, or between the infeed and the rail.



## Ready for

- Amazon Echo Smart Speaker with Zigbee

- Philips Hue Bridge 2 (with the exception of: Hue Entertainment)

- Paulmann Gent Remote Control 500.67



**More info:**

[www.paulmann.com/zb](http://www.paulmann.com/zb)



### Zigbee Rail-Switch

max. 400 W  
230 V  
↑35 ⇄155 ↻56 mm

**CM** 500.50  
**W** 500.51  
**B** 968.15

For switching and dimming downstream rail sections in Smart Home systems. The rail switch is installed between two rails, or between the infeed and the rail.



### Zigbee Spot Adapter

max. 50 W  
230 V  
↑50 ⇄166 ↻20 mm

**CM** 968.93

For switching and dimming individual spots or spot groups. The adapter is installed between the rail and the spot.



### Zigbee Remote Control

↑18 ⇄55 ↻138 mm

500.67

To control smart adapters and smart lamps, individually or in groups.

## Step 3:

Choose spots, panels and pendants

All you'll need are the spots, panels and pendants you like – which you can choose on the previous pages.

☐ = 4–16


**Done!**



## Optional: Single Spot Base

Adapter for any type of URail Spot

- Allows the installation of URail Spots and pendants without the need for an additional rail system
- Mounted directly on the power outlet
- Luminaires in the same design are a great addition for rooms with existing rail system.



### Single Spot-Base

max. 50 W  
230 V  
↑35,5 ø100 mm

**CM** 968.20  
**W** 968.21  
**B** 968.22

# Your personal shopping list

<b>1</b>	Track 0,1 m		Track 0,5 m		Track 1,0 m		Track 2,0 m	
	CM	950.86	CM	968.54	CM	968.33	CM	968.34
	W	954.98	W	976.82	W	976.83	W	976.84
	B	969.02	B	969.03	B	969.04	B	969.05

<b>2</b>	Universal Endcap	
	CM	954.96
	W	954.97
	B	969.61

<b>3</b>	Safety Cover strip	
	W	951.26
	B	954.15

<b>4</b>	Suspension 105 mm	
	CM	975.99
	W	976.88

Suspension 125/250 mm	
	951.49

Suspension Cable 2 m	
	951.50

<b>5</b>	Middle/terminal feed	
	CM	968.85
	W	968.86

<b>6</b>	Terminal feed	
	CM	976.55
	W	976.85
	B	969.60

<b>7</b>	Middle-Feed	
	CM	977.65
	W	977.66
	B	969.21

<b>8</b>	Middle/terminal feed	
	CM	968.31
	W	976.79
	B	969.16

<b>9</b>	Middle/terminal feed	
	CM	954.16
	W	954.17
	B	954.18

<b>10</b>	Flex Connector II	
	CM	953.25
	W	953.26
	B	969.10

<b>11</b>	Maxiflex Connector	
	CM	953.27
	W	953.28

<b>12</b>	Line Connector	
		951.36

<b>13</b>	L-Connector	
	CM	976.48
	W	976.49
	B	969.06

<b>14</b>	T-Connector	
	CM	976.56
	W	976.86
	B	969.07

<b>15</b>	X-Connector	
	CM	976.57
	W	976.87
	B	969.08

<b>16</b>	Power isolating link	
		951.40

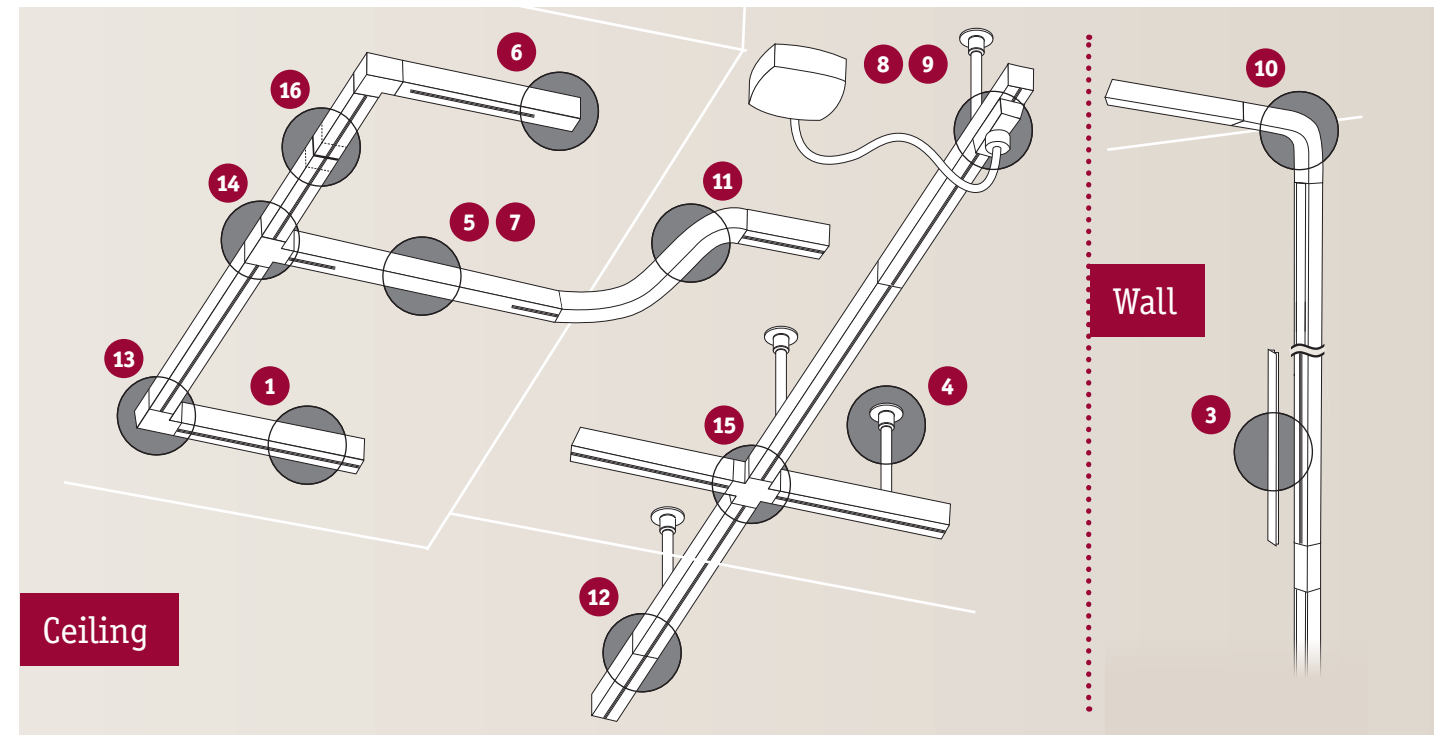
<b>17</b>	Angle Connector	
	CM	969.64
	W	969.65
	B	969.09

<b>18</b>	Zigbee Middle/End feed	
	CM	501.20
	W	501.21
	B	968.19

<b>19</b>	Zigbee Rail-Switch	
	CM	500.50
	W	500.51

<b>20</b>	Zigbee Spot Adapter	
	CM	968.93

<b>21</b>	Zigbee Remote Control	
		500.67



	1 m	2 m	3 m	4 m	5 m
1 m					
2 m					
3 m					
4 m					
5 m					

CM	000.00	x
W	000.00	3 x
B	000.00	x



## URail

Distribute LED spotlights and pendants throughout your home

Introduce various forms of lighting to your home using just a single power infeed. Give the different areas of a room their own unique atmosphere while maintaining a harmonious overall impression. Connect a total of up to 40 metres of rail and 1000 watts of lighting output. URail is a mains voltage system (230V) and therefore does not require a transformer as it is connected directly to the mains. Spotlights and pendants can be easily moved along the rails – perfect for large dinner parties. You can dim your system with clever accessories – no wall-mounted dimmer switch necessary. You can also integrate it into Smart Home systems.

Depending on the height of your ceiling, you can choose between two types of installation: the rails can be mounted on spacers or directly on the ceiling.




5 Jahre Year Ans  
Jaar Años Annos  
**Garantie**

21607 504400332

## WORLD OF LIGHT

with  
*Anita & Jens*



### Visit us at YouTube!

In Paulmann's World of Light, we use short videos to show you how to light up your home.

[www.youtube.com/PaulmannLighting](http://www.youtube.com/PaulmannLighting)

[www.paulmann.com](http://www.paulmann.com)

Paulmann Licht GmbH | Quezinger Feld 2 | 31832 Springe / Germany

